



FOOT TRAFFIC

D E S I G N G U I D E



FOOT TRAFFIC GUIDE

*This Foot Traffic Guide indicates the performance of various **Stramit**[®] roofing profiles under differing foot traffic load conditions and should be taken into account when specifications are prepared.*



Important note

The information contained within this brochure is as far as possible accurate at the date of publication, however, before application in a particular situation, Stramit Building Products recommends that you obtain qualified expert advice confirming the suitability of product(s) and information in question for the application proposed. While Stramit accepts its legal obligations, be aware however that to the extent permitted by law, Stramit disclaims all liability (including liability for negligence) for all loss and damage resulting from the use of the information provided in this brochure.

Designing for foot traffic

All roofs are subject to some foot traffic during their installed life. This may be by fixers during installation or at times of routine maintenance of the roof or other equipment located on or through the roof.

IMPORTANT. Roofing profiles must not be considered as a walkway.

Definitions

High Maintenance Traffic

Designed to take a 1.8 kN concentrated load anywhere on the roof in accordance with AS1170 Part 1-2002 The S.A.A. Loading Code.

Normal Foot Traffic

Traditional loads generally in accordance with AS1562-1980 Design and Installation of Metal Roofing.

Controlled Foot Traffic

Loads in accordance with AS1562.1-1992 Design and Installation of Metal Sheet Roofing and Wall Cladding.

All spans given in this guide comply with both strength and serviceability (limit state) requirements.

Foot traffic testing

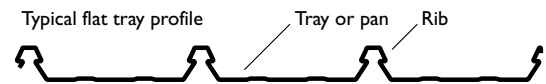
In accordance with AS1562, testing carried out for foot traffic loadings can be limited to specific areas of the roof sheet. Stramit always establishes and tests the worst case along the designated path.

Walking on metal roofs

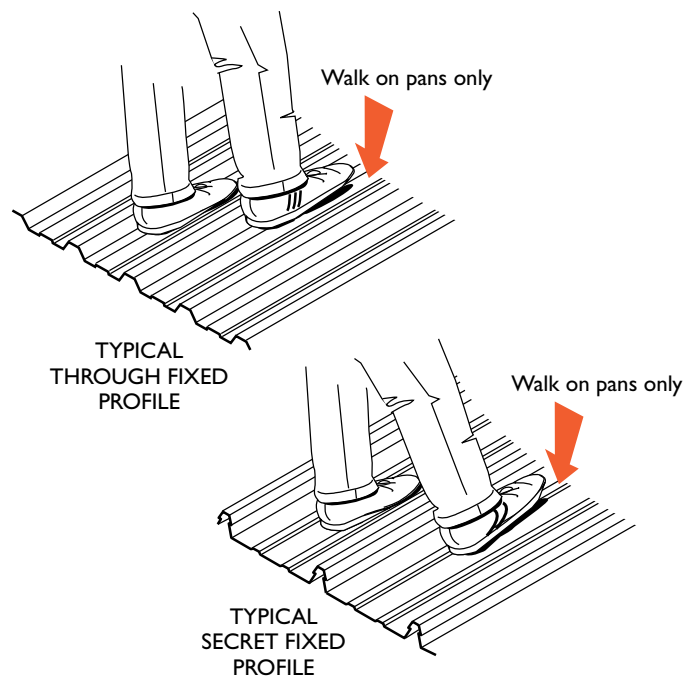
The designated walking area for Stramit roof products are:

Flat Tray Profiles

Walk in the trays only, whether they be concealed or through fixed. **Walk in the pan only.**



WALK ONLY IN PANS

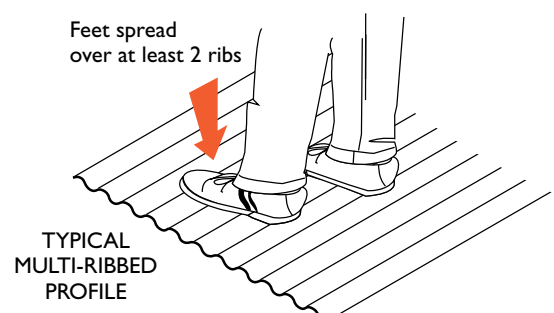


Multi-Ribbed Profiles

(*Stramit® Corrugated* sheeting and *Stramit Longspan®* sheeting), distribute the load over two ribs.



WALK ON TWO RIBS



Product installation

All Stramit profiles must be fixed in accordance with the procedures given in the specific product literature.

Stramit Longspan[®] sheeting and **Stramit Corrugated** sheeting performance figures given in this brochure refer to product fixed using 3 fasteners/sheet/batten.

Wind loads

Spans given in this brochure apply only to foot traffic limitations. Roof and wall claddings should also be designed for wind load performance using the relevant Stramit product technical manual.

However, as a guide, and subject to individual project needs, product spans given in this foot traffic guide may be suitable for the wind load conditions as shown.

* Wind Load recommendations are based on applications which have:

- at least 3 spans
- maximum height of 7m
- enclosed building no more than 1,000m² in area and not affected by local topography

Adverse conditions

If it is intended to use **Stramit**[®] roofing, walling or rainwater products within 1km of breaking surf or calm marine or in industrial, farming and unusually corrosive environments, please contact your local Stramit office for advice.

Roof safety

Roof Safety is always of prime importance to installers, owners and maintenance staff. Always follow the regulations and other appropriate safety procedures and use the correct safety equipment.


When on a roof, use these hints for best results:

- Always walk in the pans of the wide tray roof sheeting, as close as possible to the roofing supports.
- Walk up the roof in pans and across the roof at supports.

- Use footwear with soft, light coloured soles that will not pick up small stones or steel filings, etc.
- Do not walk in the last pan on the edge of the roof, either while laying the sheeting or around holes for penetrations or skylights.
- With close rib sheeting, e.g. **Stramit Corrugated** sheeting or **Stramit Longspan**[®] sheeting, always stand over two ribs with feet flat, and as close as possible to the sheeting supports – WALK ON SCREW LINES.
- Surfaces of ZINCALUME[®] and COLORBOND[®] are prone to scuffing if footwear or heavy equipment are dragged across the surface. This can affect both appearance and performance and must be avoided at all times. If heavy roof traffic cannot be avoided on certain roof areas, it is important to protect the sheeting by installing either temporary or permanent walkways.
- Distribute bodyweight evenly over the soles of the feet, trying not to concentrate weight on heel or toe.
- Do not walk on cantilever sections of the roof sheeting, e.g. overhangs into box gutters or unsupported ends around penetrations or skylights. These sections of the roof sheeting are not designed to take foot traffic.
- Avoid walking at the mid span of the sheeting and walk using smaller, rather than larger, steps to reduce the 'push off' spring load.
- Provide temporary protection to the roof sheeting during construction if the roof is going to be subjected to abnormal foot traffic.
- Temporary walkways can be provided during construction either by using small sandbags, or carpet covered timber blocking (on the tray) at the roof supports, to carry planking.
- When installing ZINCALUME[®] or light coloured COLORBOND[®] sheeting, wear approved sunglasses and use 15+ UV skin block out even during cloudy weather.

ROOFING FOOT TRAFFIC GUIDE (all spans are in mm)

High



sheeting/decking	BMT	Int. Span	End Span
Stramit Speed Deck Ultra®	0.42	1100	700
	0.48	1400	900
Stramit Speed Deck® 500	0.42	NA	NA
	0.48	NA	NA
	0.60	1100	700
Stramit® Corrugated	0.42	NA	NA
	0.48	750	500
Stramit® Corrugated Curving Quality	0.60	NA	NA
Stramit Monoclad®	0.42	NA	NA
	0.48	1000	800
Stramit Megaclad®	0.42	NA	NA
	0.48	800	600
Stramit Longspan®	0.42	NA	NA
	0.48	800	600
Stramit CapacityPLUS™	0.42	1200 [†]	900
	0.48	1500	1200
	alum 0.7	NA	NA
	alum 0.9	NA	NA

High Maintenance Traffic


Where it is known that a roof will be subjected to repeated foot traffic by maintenance people unaware of the correct procedures for walking on metal roofs, the use of this table in roof design will help prevent future damage.

The recommended spans allow for a loading of 1.8kN to be applied to any part of the roof surface (including ribs). An alternative is to incorporate a protective walkway over the surface areas.

NA – Shows this product is not applicable to this load condition.

These spans suitable for Region A & B Exposed Suburban Wind Load Applications*
([†] except these values)

Normal



sheeting/decking	BMT	Int. Span	End Span
Stramit Speed Deck Ultra®	0.42	2100	1700
	0.48	2700	2300
Stramit Speed Deck® 500	0.42	1500	1100
	0.48	2100	1700
	0.60	2700 [†]	2200 [†]
Stramit® Corrugated	0.42	1200	900
	0.48	1600	1200
Stramit® Corrugated Curving Quality	0.60	1200	900
Stramit Monoclad®	0.42	1700	1350
	0.48	2300	1700
Stramit Megaclad®	0.42	1500	1250
	0.48	1800	1500
Stramit Longspan®	0.42	2100	1750
	0.48	2700	2250
Stramit CapacityPLUS™	0.42	3000 [†]	3000 [†]
	0.48	3000 [†]	3000 [†]
	alum 0.7	1800	1800
	alum 0.9	1800	1800

Normal Foot Traffic


These recommendations cover roofs where there will be moderate foot traffic from time to time, possibly involving minor maintenance activities.

Spans allow for foot traffic using designated walking areas with a typical load of 1.1kN, and also take account of practical installation factors.

These spans are closely aligned with traditional span limitations which have been in use throughout Australia for many years.

These spans suitable for Region A & B Sheltered Suburban Wind Load Applications*
([†] except these values)

Controlled



sheeting/decking	BMT	Int. Span	End Span
Stramit Speed Deck Ultra®	0.42	2700	2250
	0.48	3600	2700
Stramit # Speed Deck® 500	0.42	2400	2100
	0.48	3000	2400
	0.60	3600	2700
Stramit® Corrugated	0.42	1500	900
	0.48	1800	1500
Stramit® Corrugated Curving Quality	0.60	1900	1600
Stramit Monoclad®	0.42	2100	1800
	0.48	2700	2250
Stramit Megaclad®	0.42	1800	1500
	0.48	2100	1800
Stramit Longspan®	0.42	2400	1800
	0.48	3000	2250
Stramit CapacityPLUS™	0.42	3000	3000
	0.48	3000	3000
	alum 0.7	1800	1800
	alum 0.9	1800	1800

Controlled Foot Traffic

These spans are for roofs which will encounter foot traffic only by experienced personnel.

The spans given comply with the foot traffic requirements of AS1562 – 1992 for a 0.9kN serviceability load but extreme care should be exercised when roofs are installed based on these conditions to prevent any unsightly aesthetic imperfections.

If these recommendations are incorporated into the roofing design, the designated walking areas must be used.

Wind Load Applications for these spans must be checked

WARNING – All snap together decks (with the exception of **Stramit Speed Deck Ultra®** decking) may require special installation procedures when spans exceed the normal foot traffic limitations.



The Stramit web page can be found at:

www.stramit.com.au

Details of many **Stramit**® products can also be seen on the AIA site 'Product Selector' at:

www.selector.com.au

Building Products

		prices	availability	general	technical
contact numbers for information			products coating colours	other	advice product data
SYDNEY 33-83 Quarry Road, Erskine Park NSW 2759	phone fax	(02) 9834 0909 (02) 9834 0988		(02) 9834 0900 (02) 9834 0988	
CANBERRA 4 Bass Street, Queanbeyan NSW 2620	phone fax		(02) 6297 3533 (02) 6297 8089		
COFFS HARBOUR 6 Mansbridge Drive, Coffs Harbour NSW 2450	phone fax		(02) 6652 6333 (02) 6651 3395		(02) 4954 5033 (02) 4954 5856
NEWCASTLE 17 Nelson Road, Cardiff NSW 2285	phone fax		(02) 4954 5033 (02) 4954 5856		
ORANGE 51 Leewood Drive, Orange NSW 2800	phone fax		(02) 6361 0444 (02) 6361 9814		
MELBOURNE 2/1464 Ferntree Gully Road, Knoxfield VIC 3180	phone fax	(03) 9237 6300 (03) 9237 6399		(03) 9237 6200 (03) 9237 6299	
ALBURY 18 Ariel Drive, Albury NSW 2640	phone fax		(02) 6041 7600 (02) 6041 7666		
BENDIGO Ramsay Court, Kangaroo Flat VIC 3555	phone fax		(03) 5447 8455 (03) 5447 9677		
HOBART 57 Crooked Billett Drive, Brighton TAS 7030	phone fax		(03) 6263 5536 (03) 6263 6950		(03) 6263 5536 (03) 6263 6950
LAUNCESTON 289 Hobart Road, Kings Meadows TAS 7249	phone fax		(03) 6343 7390 (03) 6343 7381		
ADELAIDE 11 Stock Road, Cavan SA 5094	phone fax		(08) 8262 4444 (08) 8262 6333		(08) 8262 4444 (08) 8262 6333
BRISBANE 57-71 Platinum Street, Crestmead QLD 4132	phone fax		(07) 3803 9999 (07) 3803 1499		
TOWNSVILLE 402-408 Bayswater Road, Garbutt QLD 4814	phone fax		(07) 4779 0844 (07) 4775 7155		
CAIRNS Vickers Street, Edmonton QLD 4869	phone fax		(07) 4045 3069 (07) 4045 4762		
MACKAY Brickworks Court, Glenella QLD 4740	phone fax		(07) 4942 3488 (07) 4942 2343		(07) 3803 9999 (07) 3803 1499
MARYBOROUGH 10 Activity St, Maryborough QLD 4650	phone fax		(07) 4121 2433 (07) 4123 3139		
ROCKHAMPTON 41 Johnson St, Parkhurst QLD 4702	phone fax		(07) 4936 2577 (07) 4936 4603		
SUNSHINE COAST Unit 1, 5 Kerry St, Kunda Park QLD 4556	phone fax		(07) 5456 4083 (07) 5456 4862		
MURWILLUMBAH 6 Kay Street, Murwillumbah NSW 2484	phone fax		(02) 6672 8542 (02) 6672 6798		
DARWIN 55 Albatross Street, Winnellie NT 0820	phone fax		(08) 8947 0780 (08) 8947 1577		
PERTH 605-615 Bickley Road, Maddington WA 6109	phone fax		(08) 9493 8800 (08) 9493 8899		
BUNBURY 25 Proffit Street, Bunbury WA 6230	phone fax		(08) 9721 8046 (08) 9721 8017		

® Registered trademarks of Stramit Corporation Pty Limited. ABN 57 005 010 195 trading as Stramit Building Products

A member of the Fletcher Building Group

COLORBOND® and ZINCALUME® are registered trademarks of BlueScope Steel Limited

© Stramit Corporation Pty. Limited August 2009.

This document replaces all previous issues. Please destroy, or clearly mark as superseded, all previous issues.